


actuvview User Guide

Check out these online access instructions for actuvview.com.



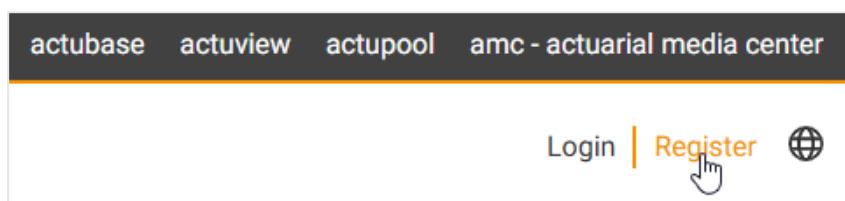
Developed in 2019 by the German Association of Actuaries and partners from the actuarial community, **actuvview is the first international streaming platform especially designed for actuaries**. It is regularly updated with video content for the actuarial community – either broadcasted live from international actuarial events, provided as recorded sessions from actuvview partners or produced as webcasts, interviews or discussions by individual experts.

Members of our actuvview partners, including actuarial associations, insurance and consulting companies, and research or educational institutions, can register for free to access all content offered on www.actuvview.com. Watching content on actuvview is tracked by the second and can be exported in a report to be handed in as CPD at the actuarial associations.

You can also join our community on **LinkedIn** at <https://www.linkedin.com/company/actuvview>

Step 1: Registration

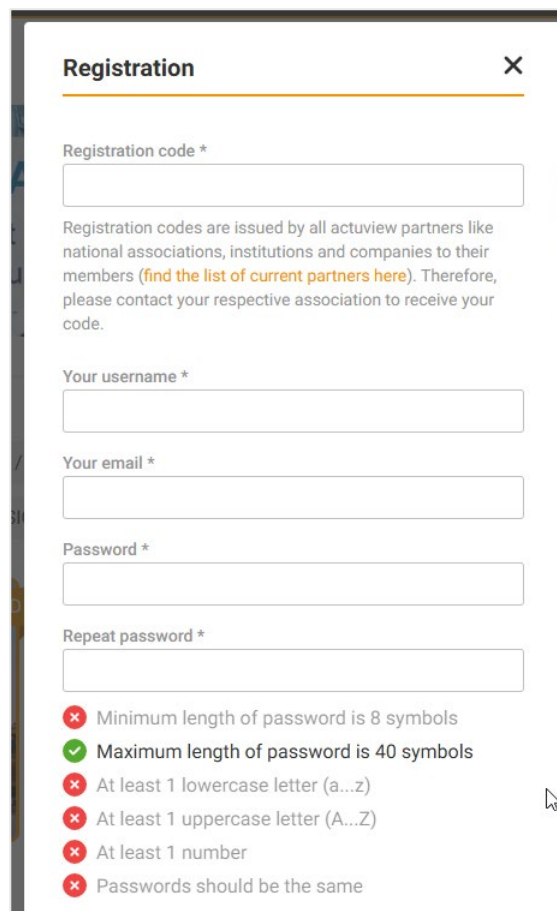
1. Each member of a partner association is assigned a one-time registration code via email for activating their own actuvview account. Please contact your national association's office to receive your code.
2. Visit the actuvview website ([actuvview.com](https://www.actuvview.com)) and register by clicking **Register** in the top right-hand corner:



3. Enter your actuvview one-time registration code and your details to create your account.

Please remember your username and password for future use.

4. You will be receiving a confirmation email from actuvview. Please also check your spam folder to find this validation email.



Registration ✕

Registration code *

Registration codes are issued by all actuvview partners like national associations, institutions and companies to their members ([find the list of current partners here](#)). Therefore, please contact your respective association to receive your code.

Your username *

Your email *

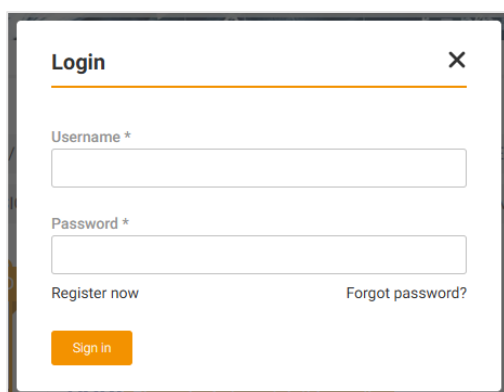
Password *

Repeat password *

- ✕ Minimum length of password is 8 symbols
- ✓ Maximum length of password is 40 symbols
- ✕ At least 1 lowercase letter (a...z)
- ✕ At least 1 uppercase letter (A...Z)
- ✕ At least 1 number
- ✕ Passwords should be the same

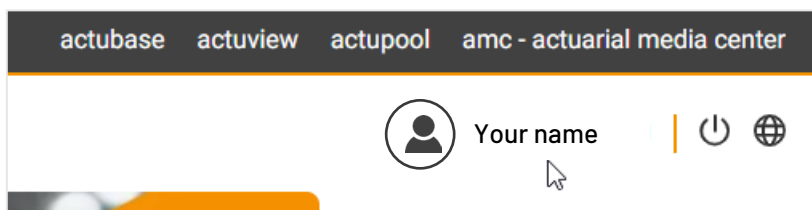
Step 2: Login and Profile

From now on you will use **Login** at the top right-hand side to enter your username and password.




The screenshot shows a 'Login' dialog box with a close button (X) in the top right corner. It contains two input fields: 'Username *' and 'Password *'. Below the password field are two links: 'Register now' and 'Forgot password?'. At the bottom left, there is an orange 'Sign in' button.

To access your actuvview profile, please click on your name arrow in the top right-hand corner:



The **Profile section** displays a number of useful sections like





- Profile Settings – here you can change your email address and other data
- Newsletter Subscriptions – here you can subscribe and unsubscribe to the different newsletter actuvview offers
- Registrations Codes – here you can enter a new registration code, e.g. when you attend an event or change your association and receive a new code
- My Playlists – you can put together personal playlist to watch videos later or to send recommendations to your colleagues
- My Favorites – this lists all video you have highlighted as “favorite”





Your name

Welcome to your personal user profile in actuvview. By clicking on one of the following sections, you can administrate your account or access the corresponding services.



Profile

-  Profile settings
-  Newsletter
-  Registration Codes
-  Home Association


Video

-  CPD Documentation
-  View video history

Activities


-  My Playlists
-  My Favorites

History




Introduction À La Causalité Pour L'actuaire
Institut des actuaires • 11 Views

1:12:13




Modélisation et analyse d'un générateur de scénarios économiques...
Institut des actuaires • 4 Views

39:42




Analyse de l'impact de l'ajout du bitcoin dans le portefeuille d'un...
Institut des actuaires • 8 Views

52:48




Comprendre comment la cause du dommage en droit des assurances...
Institut des actuaires • 10 Views

1:04:11



Un générateur de scénarios économiques pour évaluer l'impact d...
Institut des actuaires • 11 Views

38:46






Investment and Asset Classes Outlook: 2025
Society of Actuaries in Ireland • 113 Views

1:27:52




[View all](#) ▾

CPD Videos - not yet completed

Media	Progress	CPD left
	89%	00:01:31
	86%	00:06:11
	84%	00:10:22

[View all](#) ▾

Completed CPD in 2025

Media	Progress	CPD left
	100%	00:00:00
	100%	00:00:00
	100%	00:00:00

[View all](#) ▾

In the middle of your profile, you can see your **watch history** which shows all the videos you looked at recently.

Further to the right, videos are listed that you have started or finished watching that are accountable as CPD. By clicking "View all" below the list or the section "CPD Documentation" on the left-hand side, you will find your personal CPD record listed by years. You can download the record as PDF by clicking on the button to the right:



CPD Documentation

Below you will find all your watched videos marked as CPD that have either been documented for CPD (watched for more than 90%) or have not yet been completed to be listed in the CPD Track Record.

The CPD Track Record for each year can be downloaded by clicking on the button at the top of the list for that year.

Select year: 2025 ▾

2025
Overall CPD time: 01:16:32 [Download as PDF](#)

Media	Title	Progress	Cpd Content Left	Completed
	Un générateur de scénarios économiques pour évaluer l'impact de la conjoncture inflationniste sur le capital des assureurs non-vie	66%	00:13:09	No
	Socio-Economic Mortality Curves	1%	01:50:49	No

Please note that 90% of a video must be viewed before it appears as 'completed' in your watch record.

This is what your record will look like:

CPD Track Record

This document is provided by actuvview, the international streaming platform for actuaries, to

Your name

for CPD documentation as a member of:

- Actuarial Society of Armenia (Armenia) - ID: sfdfd1233!!!

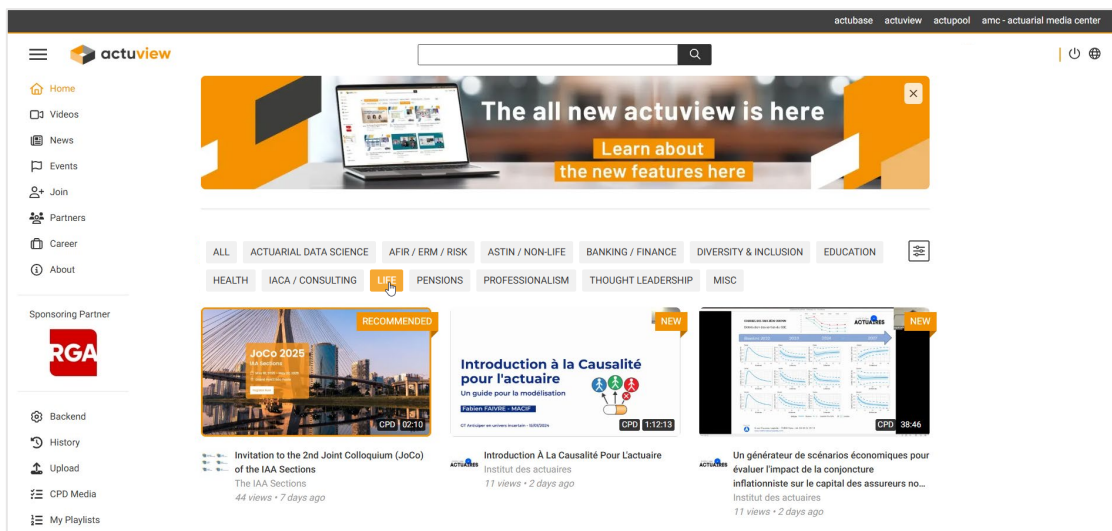
As a registered user of the platform www.actuvview.com, Your name has watched the following videos in Year **2025**:

Title	Categories	Viewed on*	Length Video
40 Jahre IVS – ein Jubiläumsfilm	PENSIONS, MISC	30/01/2025	00:10:00
Successful Young Actuaries Leadership Seminar	EDUCATION, MISC	22/01/2025	00:02:06
DAVvorOrt BRSG II: Was bisher geschah ... und was wohl kommt!?	PENSIONS	16/01/2025	01:04:26
			Sum 01:16:32

*The above listed videos have been watched by the user for more than 90%.

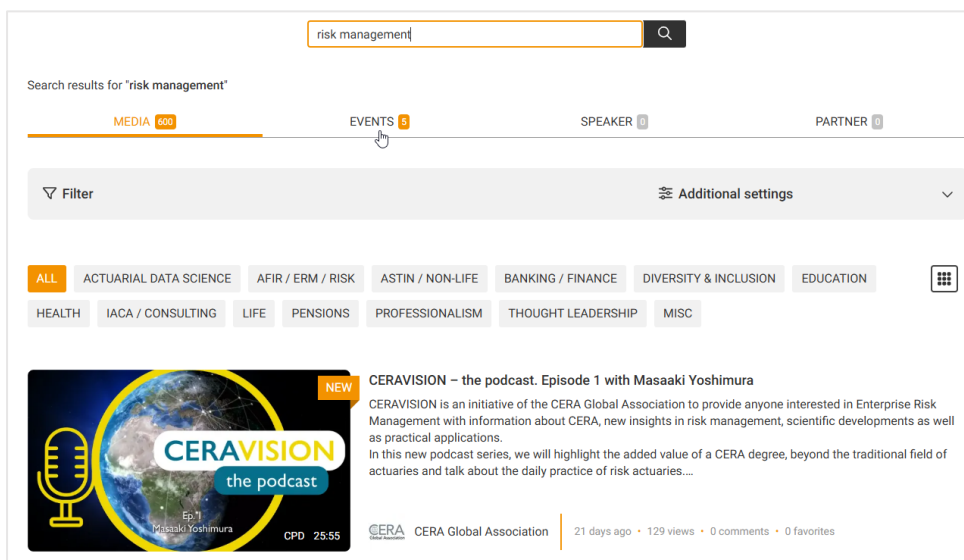
Step 3: Find the perfect content for your

The homepage of actuvview.com shows you the videos newly published on actuvview, an overview of our premium partners, upcoming events, and latest news. Via the navigation on the left, you can access the different parts of the platform.

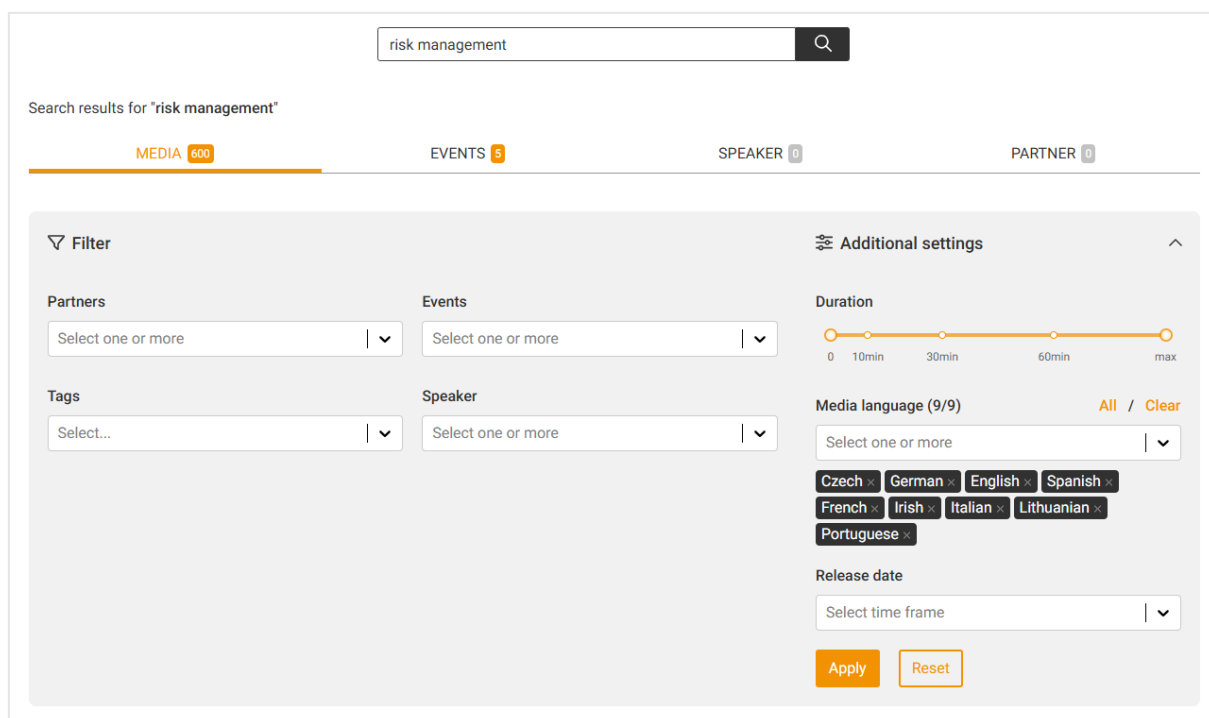


To find interesting video content for you, you can either use the topical filters above the video list to choose for example all videos in the LIFE category.

Or you can use the search bar on top to look up a specific term. The search results will be sorted by media, events, speaker, and partner.

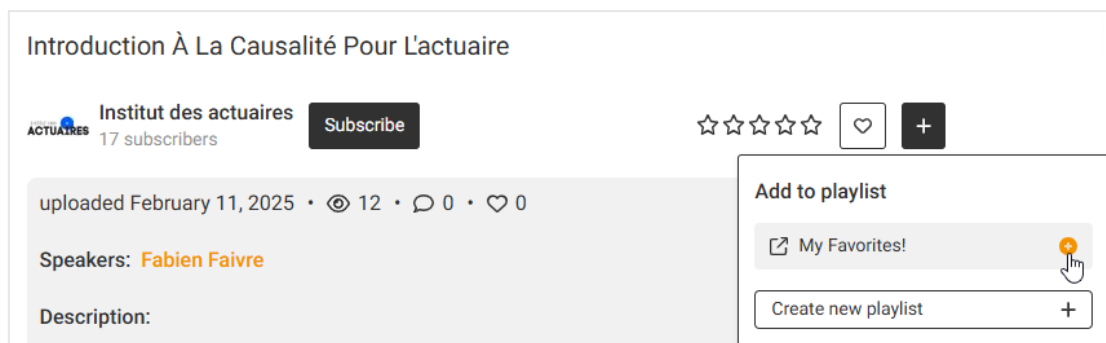


You can also put additional filters like language, length of the video, and many more.



The screenshot shows a search results page for "risk management". At the top, there is a search bar with the text "risk management" and a magnifying glass icon. Below the search bar, it says "Search results for 'risk management'". There are four tabs: "MEDIA 600", "EVENTS 5", "SPEAKER 0", and "PARTNER 0". The "MEDIA 600" tab is selected and highlighted with an orange line. Below the tabs is a "Filter" section with several dropdown menus for "Partners", "Events", "Tags", and "Speaker". To the right of the filter section is an "Additional settings" section with a "Duration" slider (0 to max), a "Media language (9/9)" dropdown menu with options like Czech, German, English, Spanish, French, Irish, Italian, Lithuanian, and Portuguese, and a "Release date" dropdown menu. At the bottom of the "Additional settings" section are "Apply" and "Reset" buttons.

Below each video you can always see the providing partner and visit their channel and you can subscribe to this partner to be updated on new content from them. Also, you can mark the video as one of your "favorites" (heart) or put it in a **playlist** (plus).



The screenshot shows a video player interface for a video titled "Introduction À La Causalité Pour L'actuaire". The video is from the channel "Institut des actuaires" (ACTUARIES), which has 17 subscribers. There is a "Subscribe" button. The video was uploaded on February 11, 2025, and has 12 views, 0 comments, and 0 likes. The speaker is listed as "Fabien Faivre". Below the video title and channel information, there are five stars for rating, a heart icon for favorites, and a plus icon for playlist. A "Add to playlist" dropdown menu is open, showing "My Favorites!" with a plus icon and "Create new playlist" with a plus icon.

FAQs

- **Where can I find my one-time code?**
A unique one-time code is provided to each member via email. If you are unable to locate it, please contact your institution directly.
- **I am a student member; can I watch content on actuvview?**
Yes, all student members are entitled to access actuvview without cost. Please contact your institution directly to receive your one-time registration code.
I am logged in, but all videos are locked and cannot be played.
- **I am logged in, but all videos are locked and cannot be played.**
Your access rights may be expired and need to be renewed. Don't hesitate to get in touch with your home association to receive a new code. If you have already received a new code, you can enter the new code in your personal profile under "Registration code."
- **How is my CPD verified?**
We require 90% of each video to be watched before you can claim it as verifiable CPD. Your Watch Record will retain an account of this watch history and you can use this as evidence for your CPD Record.
- **I have watched a CPD video fully, but it doesn't appear in my CPD record.**
Firstly, when you open several tabs with videos, sometimes tracking may not work. Secondly, please try to clear your cache. We implement new protocols on a regular basis and sometimes old cookies and cache information can prohibit those new routines from working. Furthermore, it is always possible that restrictive firewalls or company VPNs interfere with the tracking. Please try a private network. Lastly, if you have an adblocker, also try setting up an exception for the actuvview website to make sure it is not blocking any cookies that are necessary for tracking the viewing process.

For more answers to frequent questions please visit our **FAQ** section:

<https://actuvview.com/page/26>

If you still have any technical difficulties with the website, please **contact our support**: contact@actuvview.com